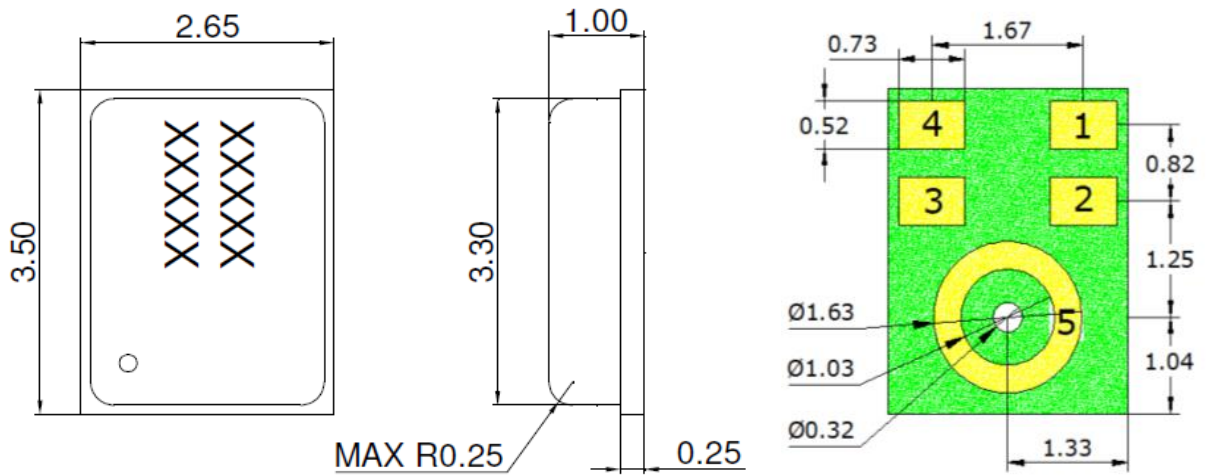


### Drawing of Component

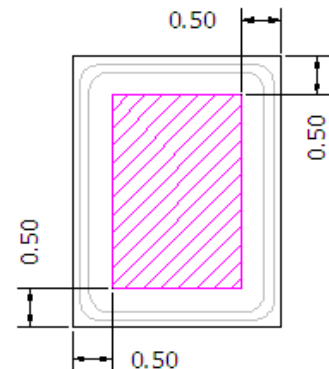
Dimensions: mm unless otherwise specified tolerance:  $\pm 0.15$  mm



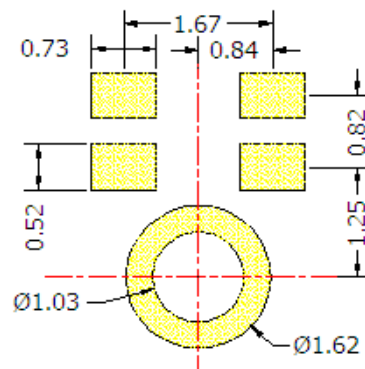
Item	Dimension	Tolerance ( $\pm$ )	Units
Length (L)	3.50	0.10	mm
Width (W)	2,65	0.10	mm
Height (H)	1.00	0.10	mm
Acoustic Port (AP)	$\varnothing 0.32$	0.05	mm

Description	Pin Name	Type	Pin
Output signal	Output	Signal	1
Channel select	L/R	L/R Channel	2
Clock input	CLK	Clock	3
Power supply	V <sub>DD</sub>	Power	4
Ground	GND	Ground	5

### Pickup Tool Pick Location & PCB Solder Pad Layout



Recommended Pickup Location



Recommended Solder Pad Layout